

BOURNEMOUTH MODEL RAILWAY EXHIBITION 2025

SATURDAY 8TH FEBRUARY 2025
&
SUNDAY 9TH FEBRUARY 2025



Organised by The East Dorset N Gauge Group



Hello and welcome to the Bournemouth model railway exhibition 2025 run by the East Dorset N Gauge group (EDNGG).

Our group consist of 26 members and continues to grow, we meet on the 2nd and 4th Friday of the month at Kinson Community Centre in Bournemouth.

Since last years exhibition we have seen Stuart Farmer take on the role as the exhibition manager along with Mark Stanway as deputy. Duncan Jones as the new chairman of the group and Aimie Jones as the treasurer and marketing support.

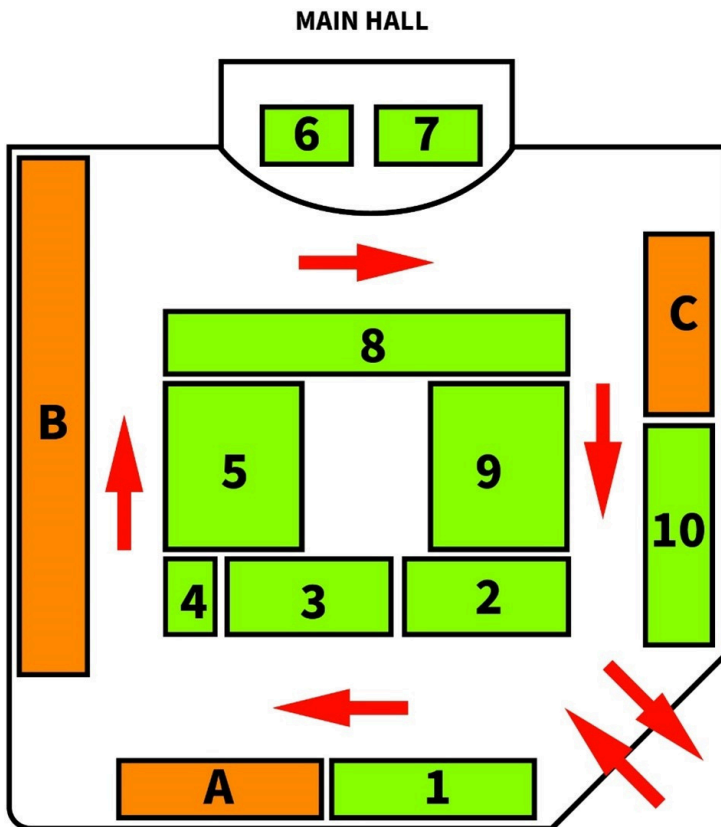
Planning any event can take some time, to ensure the exhibitions can run as smoothly as possible the EDNGG members formed an exhibition committee, consisting of Stuart, Duncan, Aimie and Mark. Together they have worked with all the traders, various layout operators and their groups to bring you todays exhibition.

Planning has already begun for the 2026 Bournemouth model railway exhibition we are excited to inform you that it will be in a new venue! February 2026 you will see the exhibition move it to its new home at Kinson community centre, Bournemouth.

The new exhibition venue is also home to the East Dorset groups club nights. Moving venues is always a risk but the whole site will be fully accessible and all on one floor. With more rooms we hope to have an even bigger selection of layouts and traders on offer, it has easier public transport connections and more parking.

We really hope you enjoy todays' exhibition, and if you want to get involved, please speak to a member of the organisers.

All the best from
Bournemouth Model railway exhibition team.



LAYOUTS:

- | | |
|----------------------|----------------|
| 1. INS & OUTS | 6. KNAFF HALL |
| 2. PENWORTH | 7. BURROW MUMP |
| 3. BRIEF ENCOUNTER | 8. CASTLE RISE |
| 4. WORTHLESS FARM | 9. RADACRE |
| 5. FAIRWOOD JUNCTION | 10. BENBRIDGE |

TRADERS:

- A. PLUS DAUGHTERS
- B. RAY HEARD MODEL RAILWAYS
- C. WHEELS OF SOUTHSEA

1. **Ins & Outs,**

Owner – Stuart Farmer (Member of the East Dorset N gauge society)

Size – 8ft x 3ft , Controller – DC and DCC (N gauge)

A great example of what you can fit into a very small space, with it being only 8ft x 3ft layout. It has two interwoven figures of 8 with two stations.

2. **Penworth,**

Owner – Mark Butler (Member of the East Dorset N gauge society)

Size – 9ft x 2ft, Controller - DC (N gauge)

Penworth is a Pendonesque GWR branch line terminus in N gauge. The layout has been built to show that similar standards as those to be seen at Pendon Museum could be achieved in 2mm. The buildings are scratch built copies of buildings on Pendon's Vale Scene but scaled down to 2mm.

3. **Brief encounter,**

Owner - Dawn Quest.

Size - 11ft x 2ft, Controller - DC (OO gauge)

An end to end monochrome layout based on the David Lean film and designed for the exhibition circuit.

The concept behind the layout was to recreate the evocative atmosphere of the black and white era of film, with a railway station and, of course, steam trains at the heart of it.

4. **Worthless Farm Festival 009 Gauge,**

Owner - Dave Simpson

Size - 19 inches x 17 inches

Brief Description of your Layout for Inclusion in our Programme Sheet: A small outdoor music festival featuring music and lights. Mods, Rockers, Punks, Skins all mixed together in harmony! Part of Daves world of Somershire. The small narrow gauge railway is constantly resupplying the Beer Tent and the Pie Tent.

5. **Fairwood Junction**

Owner - Steve Jones

Size 15x10ft (OO gauge)

Welcome to Fairwood Junction, on the Great Western main line just outside of Westbury where the avoiding line route rejoins the station line. It is a favourite spot for railway enthusiasts, with trains heading west towards Taunton, Exeter, Plymouth and Cornwall in the shadow of Westbury's famous white horse.

6. **Knaff Hall,**

Owner - Toby Jones

Size 5ft x 18inches (Gn15 Gauge)

It represents a small section of the Duffield Bank 15" gauge line in Derbyshire, based on the estate railway built by Sir Arthur Haywood back in the 1870's.

The buildings are copies of real ones from Sir Arthur.

7. **Burrow Mump,**

Owner - Peter Hollins

Size 4ft x 18inches (Gn15 Gauge)

Burrow Mump is 4ft. long by 18in. wide, and requires a gap wide enough for an operator behind the layout.

Range 24 supply a variety of models in 1/24 scale including a Lister rail truck and Vee skip wagons, and this layout was built to display them.

8. **Castle Rise,**

Owner - Ian Redman (West Sussex N Gauge Group)

Size 28ft x 2ft (N Gauge)

Castle Rise is the West Sussex largest single layout that the club have built, It is 28ft long and inclines 1 in 55 up to a castle.

9. **Benbridge,**

Owner - East Dorset N Gauge Group

Size 20ft x 3ft (N Gauge)

Benbridge has been built from scratch by club members since 2015, Its based loosely on the Cotswolds, from about 1950 through to modern times. The layout was named after one of the members "Ben" designed and built a bridge so hence the name "Benbridge"

10. **Redacre,**

Owner - Gavin Brown

Size 10ft x 2ft (OO Gauge)

Redacre is a fictitious mid-1960's BR southern branch line which also served as a diversion route between Basingstoke and Southampton. It has 2 platforms in an unconventional island platform setting, dead end siding on the up side. With a loop and yard that has a good shed.

John Sutton Models

Specialist in Sm32

N gauge and 009 scale

New and Second Hand

Happy to review similar items too
Willing to travel to view collections

E-mail: johnsutton3@sky.com

Mobile: 07798924575



Cat and Dog
Essentials, toys
treats and more...

3 Kings Court, Wimborne, BH21 1HS

01202 883065

www.fishcove.co.uk

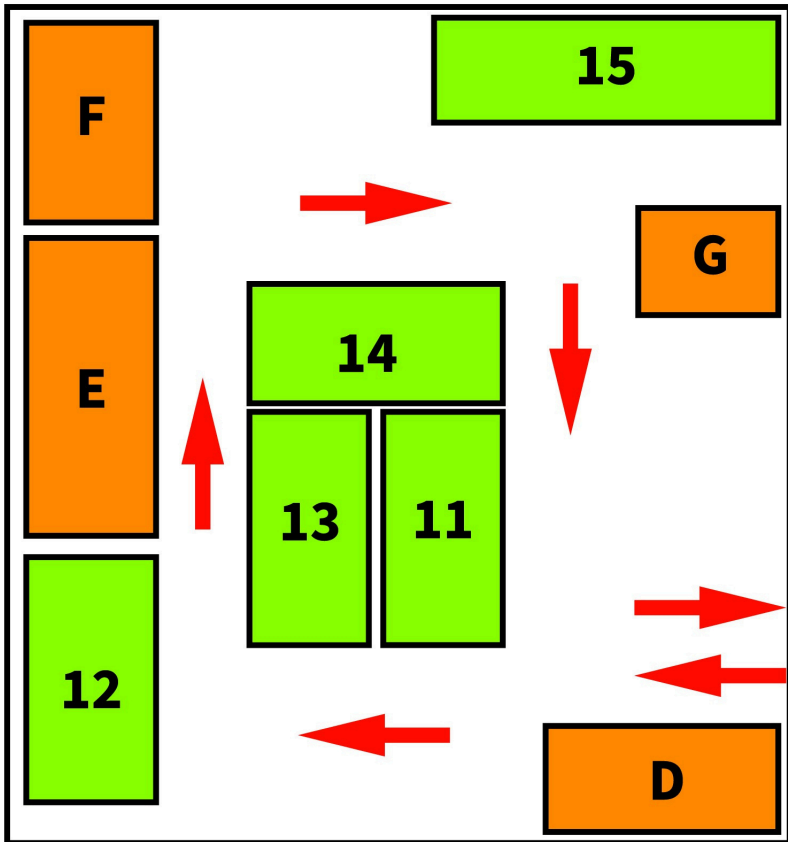
Shop Open Thursday - Sunday Only



LickiMat



SKITTLE ALEY



LAYOUTS:

- 11. AMBLETON VALE
- 12. TAN-Y-LLYN
- 13. LOVE LANE STABLING POINT
- 14. SOMEWHERE IN FRANCE
- 15. HIGHFIELD RD

TRADERS:

- D. RAILWAY SCENICS
- E. MERG
- F. JOHN SUTTON MODLES
- G. TRACK3d RAILWAY PARTS

11. **Ambleton Vale,**

Owner - Ray and Anna.

Size - 16x5ft (N gauge)

Ambleton Vale is set in rolling countryside somewhere in central England around 1965. Ambleton Vale station is a terminus at the end of a fictitious branch line connecting the village of Ambleton Vale with the county town some 20 miles away. It has survived in the face of the general decline in rail travel because of a flourishing livestock market on the outskirts of the village, and the nearby Ambleton Vale racecourse.

12. **Tan-Y-Llyn,**

Owner - Steve Flay

Size - 11x8ft (009 Gauge)

Based on Welsh narrow gauge in the preservation era, with Ffestiniog Railway influence. The scenery, buildings and stone walling are all hand built. There is a mini Aberglaslyn pass section and lake where trains pass on a typical stone embankment.

13. **Love Lane Stabling Point,**

Owner - Andy Floyd

Size - 15x6ft (O Gauge)

Stabling point for locos to rest and fuel up. Love Lane Stabling Point based in the Western Region, home to a variety of traction showing the everchanging scene of the western region during the 70's/80's

14. **Somewhere in France,**

Owner - Peter Capon

Size - 12x4ft (009 4mm)

The first board shows the front line with the trench system, the second board shows a devastated village with refugees. Third board has aspects of the rear area including, hospital, feeding area, horses being fed, interrogation and a house of ill repute. Finally there is the Chateau where the Generals did their planning alongside a Royal Flying Corps airfield.

15. **Highfield Road,**

Owner - Chandler Thick

Size - (00 Gauge)

A modern day 00 Gauge layout with a station and loco depot, Fantastic layout controlled by DCC.



**FishCove Aquatics. Passionate about fishkeeping,
dedicated to service**

For all your aquarium needs, don't forget to support local!



3 Kings Court, Wimborne,
BH21 1HS

01202 883065

www.fishcove.co.uk

Store Open Thursday - Sunday



Aquarium Maintenance straight to your door!
One off installs, re-scapes and full service and
health checks also available



Jake Waller



Second hand quality models in all scales. based in Exeter Devon.



We do our absolute best to give you a top-quality service and experience When buying from us.



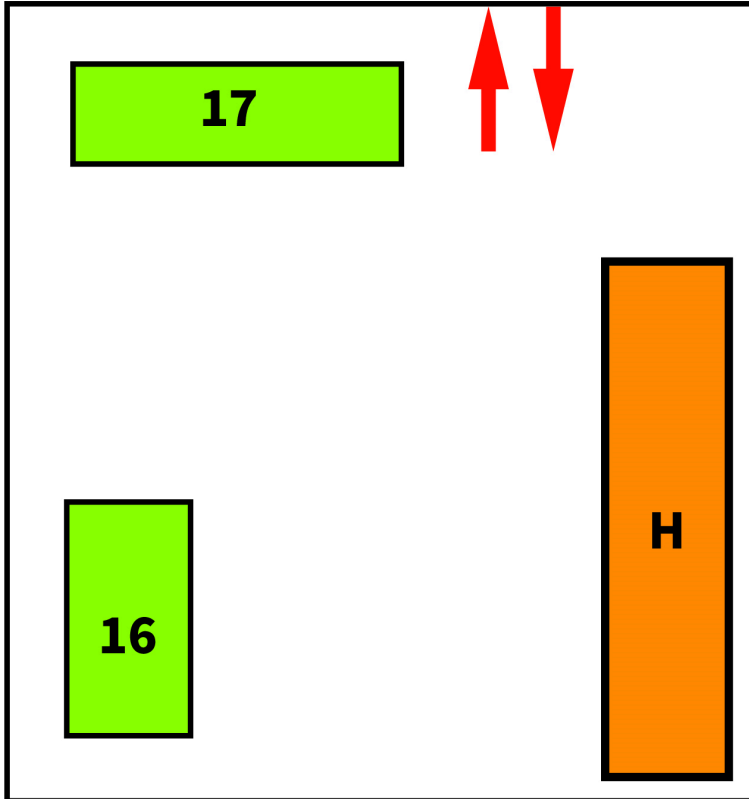
We also buy collections and any of your unwanted models.

Please telephone 07735706000

or email

Jakewallermodelrailways@outlook.com

SMALL ROOM



LAYOUTS:

16. KANINCHENBAU

17. TADNOL NUCLEAR TRANSFER SIDINGS

TRADERS:

H. JACK WALLER MODEL RAILWAYS

16. Kaninchenbau,

Owner - Iain Morrison

Size- 11 x 6 (HO Gauge)

The layout is set in the rolling Alpine foothills and has been designed using the 'rabbit warren' principles for fully automated running using iTrain and a laptop. The layout runs 5 trains simultaneously utilising multiple levels that can operate independently, yet facilitate trains to swapping between levels. The track design also allows for trains to disappear 'offstage for periods' thus confusing viewers.

The 'rabbit warren' style ensures that trains will not always appear from the expected exit and this provides great interest in younger viewers, and very often the more mature viewers, who often try to guess when the train will come from – they are generally very surprised when the 'wrong train' appears from where they expect the 'right train' to appear

17. Tadnol Nuclear Transfer Sidings,

Owner - Tom Purse.

Size: 8 x 6 (OO Gauge)

Tadnol, is heavily based on the Nuclear transfer sidings near Wool, Dorset.



THE MOLE HUT

OPEN MON - FRI
8AM - 2:30PM

BURGERS - WRAPS - BAPS - SANDWICHES
TEA - COFFEE - COLD DRINKS

 **51 HOLTON RD, HOLTON HEATH IND EST,
POOLE, DORSET, BH16 6LT**
themolehut@icloud.com TEL:07580 330680



QUALITY SERVICE EVERY TIME!

Our Services:

- MOT
- Servicing
- Engine Diagnostics
- Electrical Repairs

All Makes All Models

We combine our skilled services with quality parts to keep your car in excellent shape and ensure its optimal performance on the road.

Special Offers:

- £10 Off First Visit
- Bundle Savings



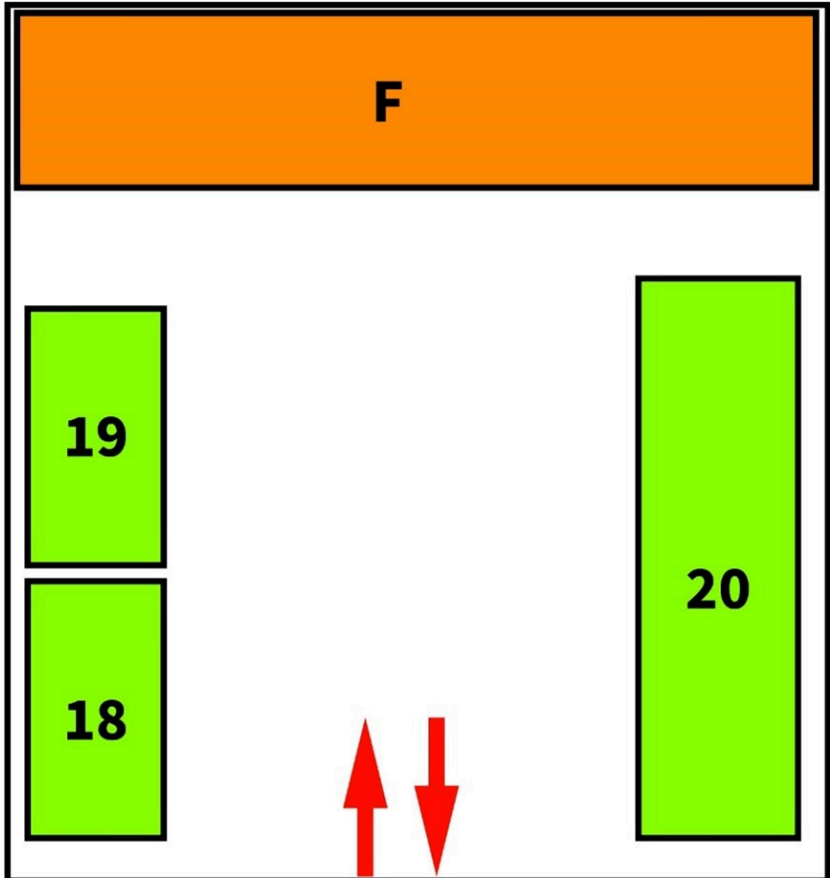
01202 748581

www.grahamhillgarage.co.uk

20a Mannings Heath Road Poole BH12 4NQ



SQUASH COURT 1



LAYOUTS:

- 18. SARAHS FALLS
- 19. SHOBROOKE RD
- 20. UPPERTON

TRADERS:

F. T & R MODELS

18. **Saraha Falls,**

Owner– East Dorset N gauge society

Size: 8 x 6 (N Gauge)

This is the club's "Canadian" layout gifted to the club following the sad death of its creator. It had to be split into two halves to remove it from the loft space and so needed some work reconnecting the wiring and checking all is well again. It was on display at our open day in September 2022 and the following weekend at Blandford where it was voted the 3rd best in show by the public.

The layout currently only runs DC stock with the use of selectable isolated tracks providing both a change of movement but plenty to look at. Stock is mainly Canadian but being close to the American border American freight trains will also be seen. During 2023 and into 2024 Sarah's falls had new back boards put in, adjustments to the track and work on the scenery.

19. **Shobrooke Road,**

Owner - Dave Vanstone.

Size - 9x4ft (00 Gauge)

Shoebrook Road is a fictitious preserved station in Devon on the what-might-have-been branch line between Crediton and Thorverton joining the Southern and Great Western Railways.

20. **Upperton,**

Owner - Jamie Grainger.

Size 22x5ft (N Gauge)

Upperton is an N Gauge layout with beautiful scenery from one end to the other. It is a fictitious station, set in the mid to late 1960s, and located south-west of Salisbury on the mainline to Exeter and Devon.



WEBSITE DESIGN IN POOLE

WEBSITE DESIGN
WEB DEVELOPMENT
WEBSITE HOSTING
MAINTENANCE
DESIGN & PRINT
SEO & MARKETING



0771 398 4141



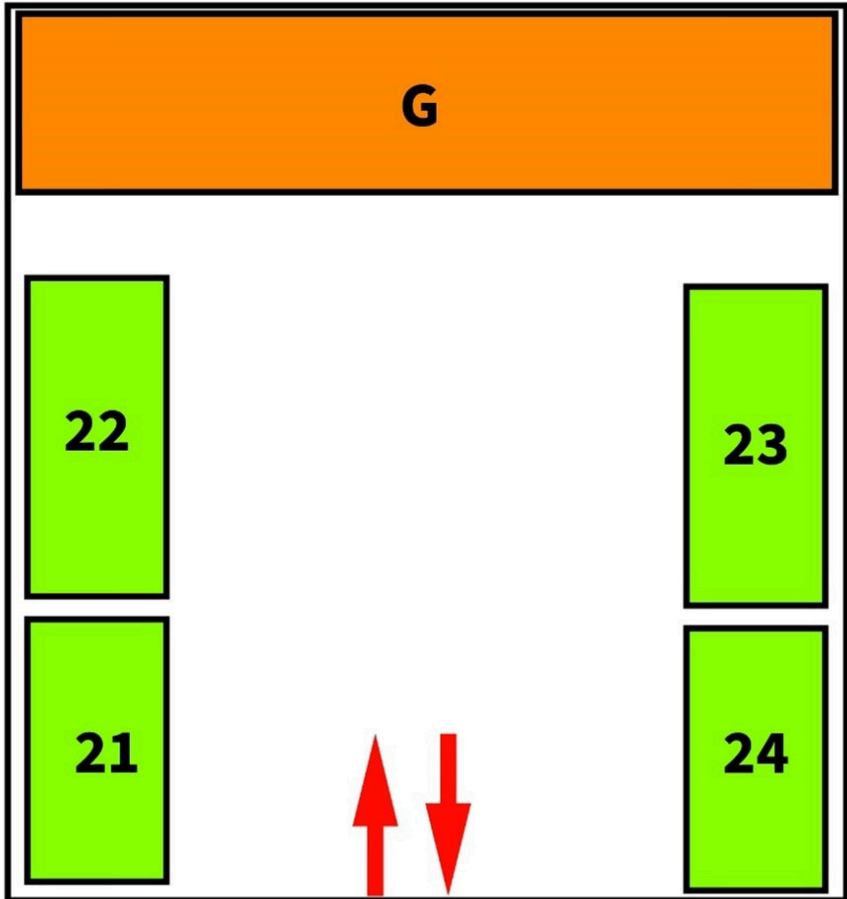
david@upweb.design



www.upweb.design



SQUASH COURT 2



LAYOUTS:

- 21. DIBS YARD
- 22. MELIN DOLRHYD
- 23. RHEILFFORD WRANIWM
- 24. MOOR BOXS

TRADERS:

- G. JILLS TRAINS

21. **Dibs Yard,**

Owner - Duane Wingett

Size: 16 x 18 (OO Gauge)

Dib's Yard is a small fictitious good yard set in a fictitious location allowing any kind of locomotives and rolling stock from ex-LNER to ex-GWR.

The yard was originally constructed to provide exchange sidings for the thriving creamery. It sat on the other side of a double track intermediate line. The halt station was mainly used by the creamery staff and the staff for the small businesses which had sprung up around the creamery.

At the time the layout is set the yard is in the autumn of its life, as rail traffic diminished to practically nothing between the two towns which this yard is sat between, part of the double track has been lifted and rail traffic is reduced to a single line.

22. **Melin Dolrhyd,**

Owner - Stuart Taylor

Size: 7 x 3 (OO9 Gauge)

Melin Dolrhyd is a mill on the Welshpool & Llanfair Light Railway. Built long before the railway, the mill was on the banks of the River Banwy and when the line was actually built the line was threaded between the mill and the river, creating a very recognisable stretch of line..

23. **Rheilfford Wraniwm,**

Owner - Daniel Nutbeam

Size 8x2ft (OO9 Gauge)

Rheilfford Wraniwm is owned by Daniel Nutbeam. Rheilfford Wraniwm is a mining & forestry railway in Northern Wales.

24. **Moor Boxes,**

Owner - Kevin Staden

Size: variable (N Gauge)

Moor Boxes is a set of Box File layouts. At least 15 will be on display. Each box is a completely separate scene, with some linked together only by a railway. You will see Farms, villages, a quarry, an alpine scene, mills and factories, a harbour, a beach scene and much more.

Each box has many small details to be found...



"ALADDIN'S CAVE OF MODEL RAILWAYS"



VISIT THE SHOP

CONTACT US

Unit 8 Britannia Court,
 Burnt Mills Industrial
 Estate,
 Basildon, Essex, SS13 1EU

01268 726211
sales@plusdaughters.co.uk
www.plusdaughters.co.uk
www.fb.com/plusdaughters

STOCKISTS OF...



AND
MANY
MORE...

Thank you for visiting us today we look forward to seeing you again soon

**Next years Exhibition will be on
14th and 15th February 2026**



**In 2026 the Bournemouth Model Railway
Exhibition will be at the**

**KINSON COMMUNITY CENTRE
Pelhams Park, Milhams Road, Kinson BH10 7LH**

Organised by The East Dorset N Gauge Group

